

Z9S : AUXILIARY CONNECTIONS (For optional racing loom)



REF	PART NUMBER	QTY	DESCRIPTION
1	3Z9S82148D	1	Pins and connectors set
2			
3			
4			
5			
6			
7			
8			
9			
10			
11			
12			
13			
14			
15			

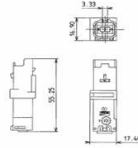
AUXILIARY CONNECTIONS PIN-OUT (For optional racing loom)



HEATER WINDSCREEN



- BF hab / 3V BE / A / AWG18
- BF hab / 3V BE / A / AWG18



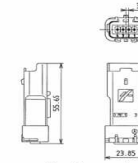
Couleur noir

GPS

- 1 → GND
 - 2 → VBAT
- PM1 / AWG16
Bfhab / 3V GR / B / AWG16

FUEL LEVEL DISPLAY

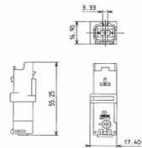
- 1 → GND
 - 2 → SIGNAL
 - 3 → VBAT
 - 4 → SIGNAL
- PM1 / AWG22
Bloc Pompe essence / 5 / AWG22
BF hab 32V NR / 32 / AWG22
Bloc Pompe essence / 6 / AWG22



Couleur noir

FOG LIGHT RIGHT

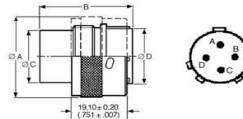
- 1 → BF mot 32V MR / 18 / AWG 20
 - 2 → PM4 / AWG20
- VBAT
GND



Couleur Jaune

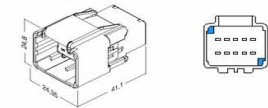
DATA LOGGER

- A → VBAT
 - D → GND
 - C → CAN0_L
 - B → CAN0_H
- Bf hab / 32V MR / 32 / AWG22
PM1
DASHBOARD / 8 / AWG22
DASHBOARD / 16 / AWG22
CONNECTEUR OPTIONS / 9 / AWG22
CONNECTEUR OPTIONS / 4 / AWG22



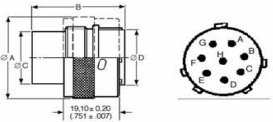
OPTIONS CONNECTOR

- 1 → VBAT
 - 2 →
 - 3 →
 - 4 → CAN +
 - 9 → CAN -
 - 5 → GND
 - 7 → GND
 - 8 → GND
 - 10 → VBAT
 - 6 → VBAT
- BF hab / 32V MR / 4 / AWG22
ACQUI / B / AWG22
ACQUI / C / AWG22
PM1 / AWG18
PM1 / AWG18
PM1 / AWG18
BF hab / 3V GR / C / AWG18
BF hab / 3V GR / C / AWG18



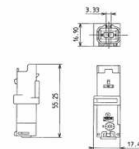
ADDITIONAL HEAD LIGHTS

- A → BF mot 32V MR / 22 / AWG 20
 - F → BF mot 32V MR / 4 / AWG 20
 - G → BF mot 32V MR / 5 / AWG 20
 - H → BF mot 32V MR / 25 / AWG 20
 - B → PM3 / AWG20
 - C → PM3 / AWG20
 - D → PM3 / AWG20
 - E → PM3 / AWG20
- +12V P.VIRAGE D
+12V P.POINTE D
+12V P.POINTE G
+12V P.VIRAGE G
GND
GND
GND
GND



START LIMITOR

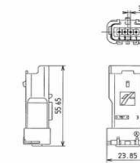
- 1 → PM1 / AWG22
 - 2 → Moteur / 19 / AWG22
- GND
Prelim



Couleur noir

CORALBA

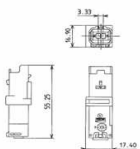
- 1 → GND
 - 2 → SIGNAL VArD+
 - 3 → VBAT
- PM1 / AWG20
CI / 16 / AWG22
BF hab / 32V MR / 1 / AWG20



Couleur noir

FOG LIGHT LEFT

- 1 → BF mot 32V NR / 17 / AWG 20
 - 2 → PM3 / AWG20
- VBAT
GND



Couleur Jaune