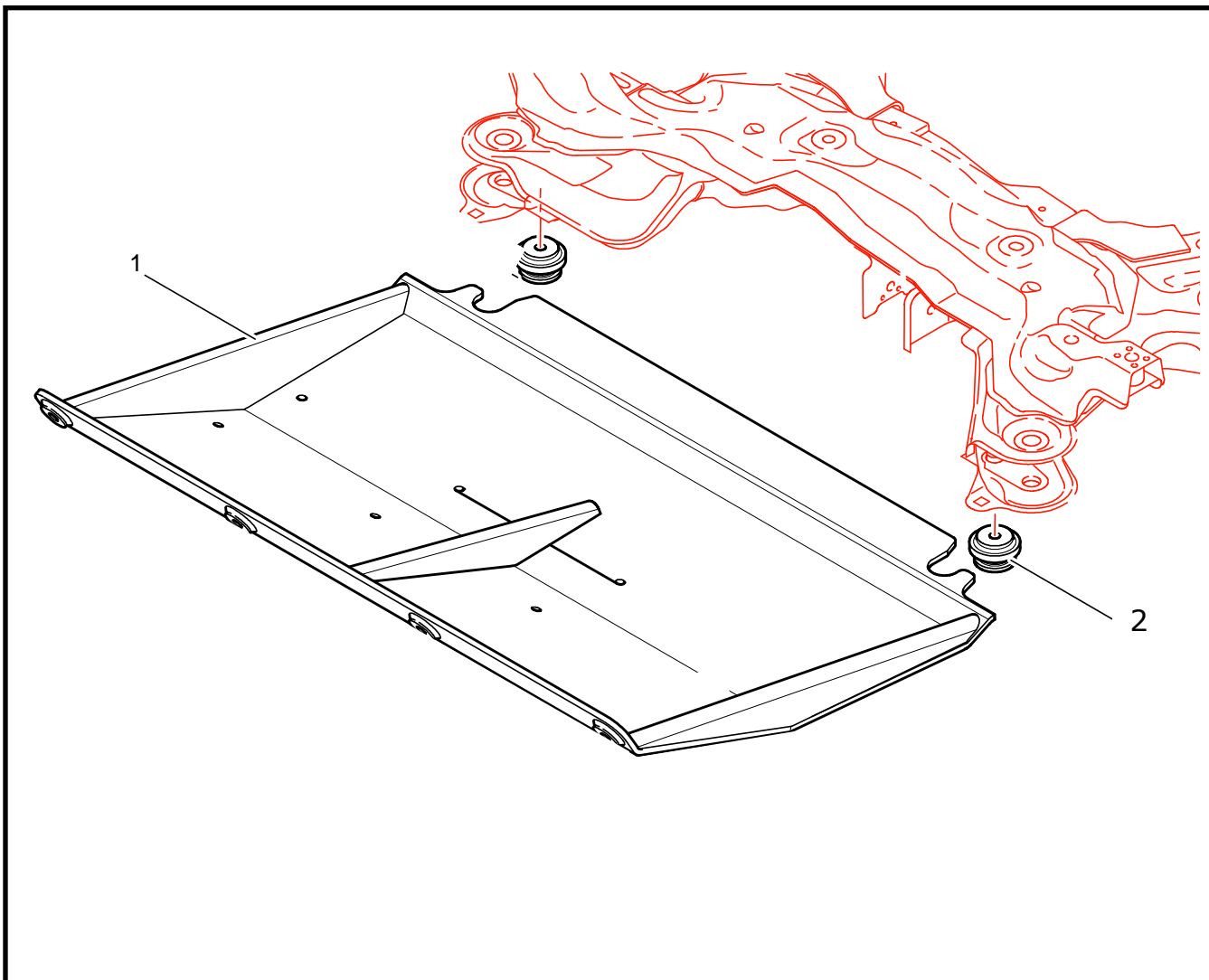




**R6A : ENGINE PROTECTION**



REF	PART NUMBER	QTY	DESCRIPTION
1	3R6A61129B	1	Gravel and Tarmac sump guard
2	3R6A61087B	2	Sump guard rear fitting set
3			
4			
5			
6			
7			
8			
9			
10			
11			
12			
13			
14			
15			

**SUMP GUARD ASSEMBLY**

	Sump guard rear fitting set screws ( <i>ref 2</i> ) torque	<b>5 m.kg + Loctite 242</b>
	Sump guard front fitting screws torque	<b>6.5 m.kg</b>